



photoMYNE

PHOTO SCANNER APP

why Photomyne

- ▶ What about your pre-digital photo collections
- ▶ Precious memories
- ▶ In a shoe box
- ▶ In the Korean \$1.98 albums so popular at Towers
- ▶ When will you get at the monstrous task
- ▶ Will it be fun and enjoyable
- ▶ How long have you put off this important task

A Few Ways to do the Job

- ▶ Home scanner - lots of time and effort
- ▶ Take prints to local photo shop and scan professionally
 - ▶ It will cost you, depending on resolution
- ▶ Some else does the hard work
- ▶ Do nothing - written and printed articles probably have the best longevity.
- ▶ However things get messy - difficult to share with others

THE FASTEST PHOTO SCANNER APP YOU'LL EVER USE

Join the millions of Photomyners who scan and save their memories



How it works

A quicker Faster way using your ...iphone

- ▶ Photomyne can scan dozens of photos in minutes
- ▶ Organize them into albums of your choice
- ▶ Results ay not match
 - ▶ scanner or professional service but.....
- ▶ Perfect for taking memories mobile
 - ▶ Bringing them back to life
 - ▶ Sharing them with your friends and relatives

Family Albums

► <https://photomyne.com>



Family Albums


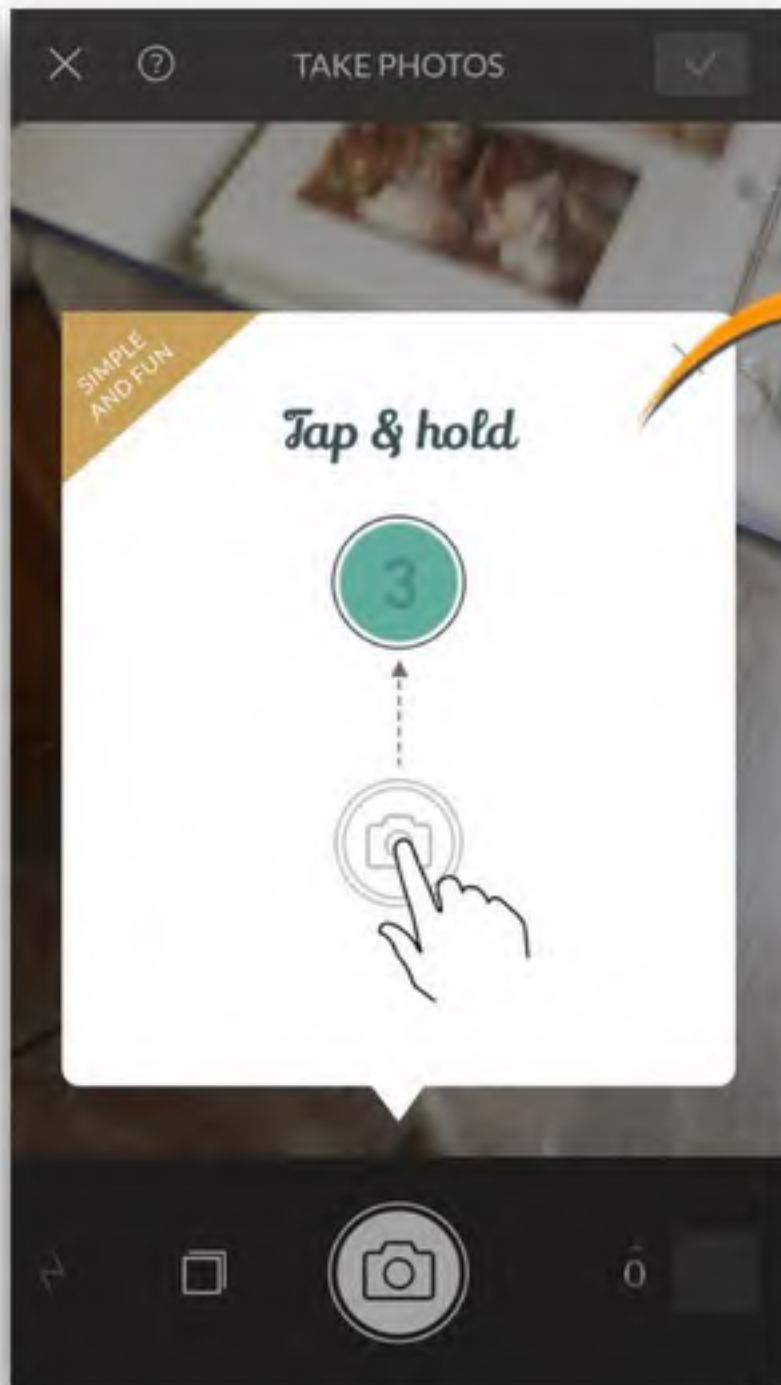
- ▶ 3 or 4 photos per page
- ▶ Peel back the protective plastic cover
- ▶ Photos are attached to adhesive page
- ▶ Take photos with iPhone or iPad
 - ▶ Complete pages or.....
 - ▶ Individual photos if you want better resolution
 - ▶ Peel back the plastic to eliminate light reflections.

Fire up Photomyne app

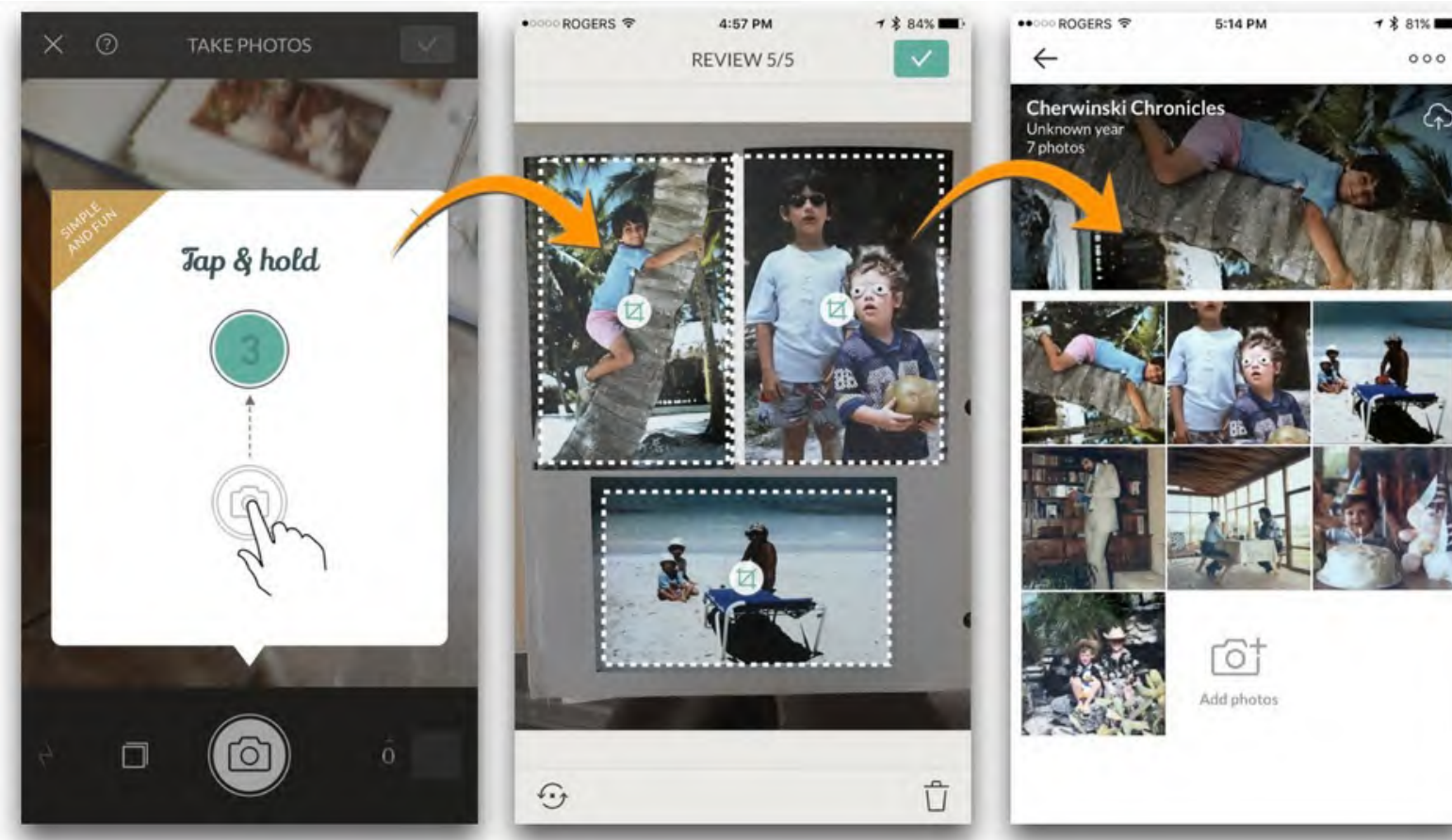
► <https://photomyne.com>



Doing the whole page at once



Doing the whole page at once

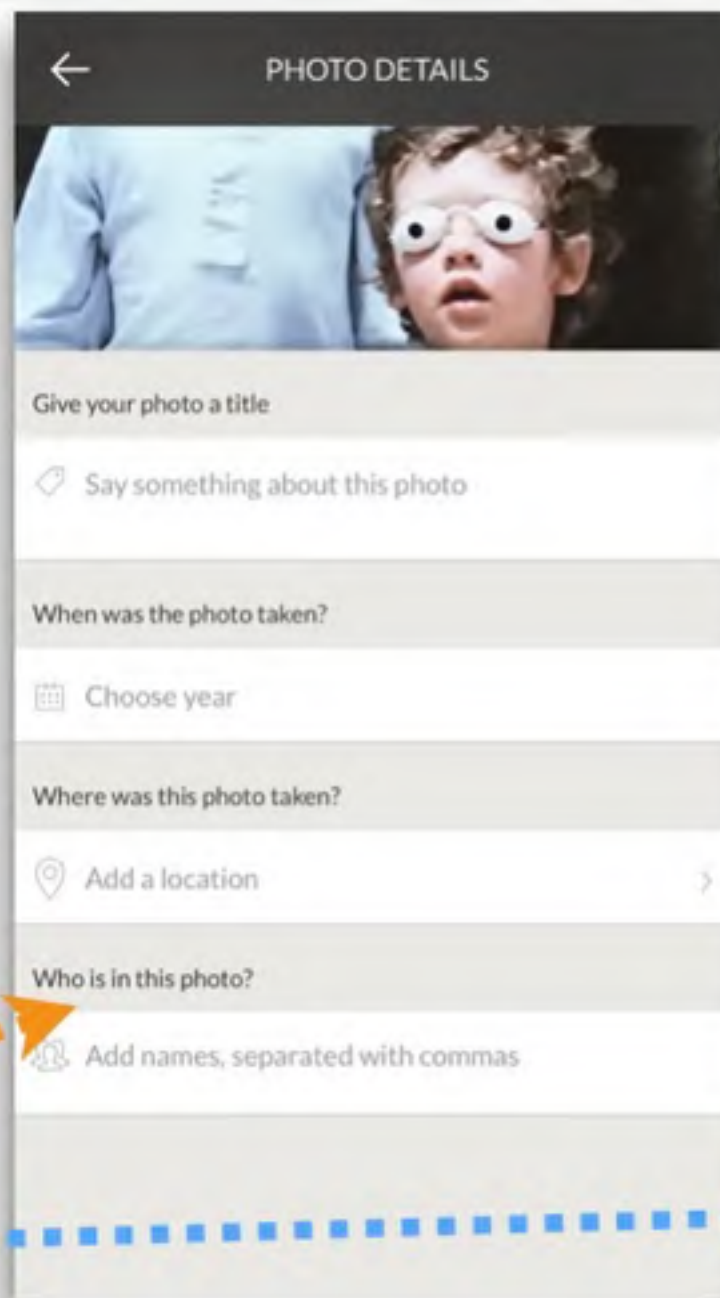


- ▶ 1. Frame the area in your iPhone camera
- ▶ 2. Photomyne scans, then crops each photo
- ▶ 3. Photomyne adds each photo individually to your album

Comparisons

- ▶ Results are surprisingly good
 - ▶ Qty 3 ... 4x6 ganged images produced 500kb images
 - ▶ 200 photos, scanned individually in 90 minutes
 - ▶ 100 page photo album in an afternoon
 - ▶ important photos can be scanned individually with external scanner
 - ▶ After Scanning .. you can move on to a few more things

A Few More things



1

2