


Do-It-Yourself Battery Replacement

for


Mid-2015 15-inch
Macbook Pro Retina

Why the battery needed
replacement



- Unusual charging behaviour no matter what charger I used
- Poor battery life



94%



Fri 3:00 pm



Condition: Replace Now



Battery Is Not Charging

Power Source: Power Adapter

No Apps Using Significant Energy

✓ Show Percentage

Open Energy Saver Preferences...



AUDIO

Bluetooth

Camera

Card Reader

Diagnostics

Disc Burning

Ethernet Cards

Fibre Channel

FireWire

Graphics/Displays

Hardware RAID

Memory

NVMeExpress

PCI

Parallel SCSI

Power

Printers

SAS

SATA/SATA Express

SPI

Storage

Thunderbolt

USB

▼ Network

Firewall

Locations

Volumes

WWAN

Wi-Fi

▼ Software

Battery Information:

Model Information:

Serial Number: 9G1090K6YD3MA

Manufacturer: DP

Device Name: bq20z451

Pack Lot Code: 0

PCB Lot Code: 0

Firmware Version: 201

Hardware Revision: 2

Cell Revision: 158

Charge Information:

Charge Remaining (mAh): 2542

Fully Charged: No

Charging: No

Full Charge Capacity (mAh): 2500

Health Information:

Cycle Count: 1190

Condition: Replace Soon

Battery Installed: Yes

Amperage (mA): -2106

Voltage (mV): 10875

System Power Settings:

AC Power:

System Sleep Timer (Minutes): 180

Disk Sleep Timer (Minutes): 0

Display Sleep Timer (Minutes): 180

Wake on AC Change: No

Wake on Clamshell Open: Yes

Wake on LAN: Yes

Display Sleep Uses Dim: Yes

Hibernate Mode: 3

PrioritizeNetworkReachabilityOverSleep: 0

Standby Delay: 4200

DIY costs ~ \$200 for the iFixit battery kit
plus some work, worry and risk

Apple store costs ~\$340

Why did I do this?

- I need a functioning “legacy” Mac until 2040
- Apple Store Bayshore is 108 kilometers from my home. Apple Store Rideau is 13 kilometers farther

- I can be a glutton for punishment

iFixit.com

- free repair guides
- parts and tools for sale